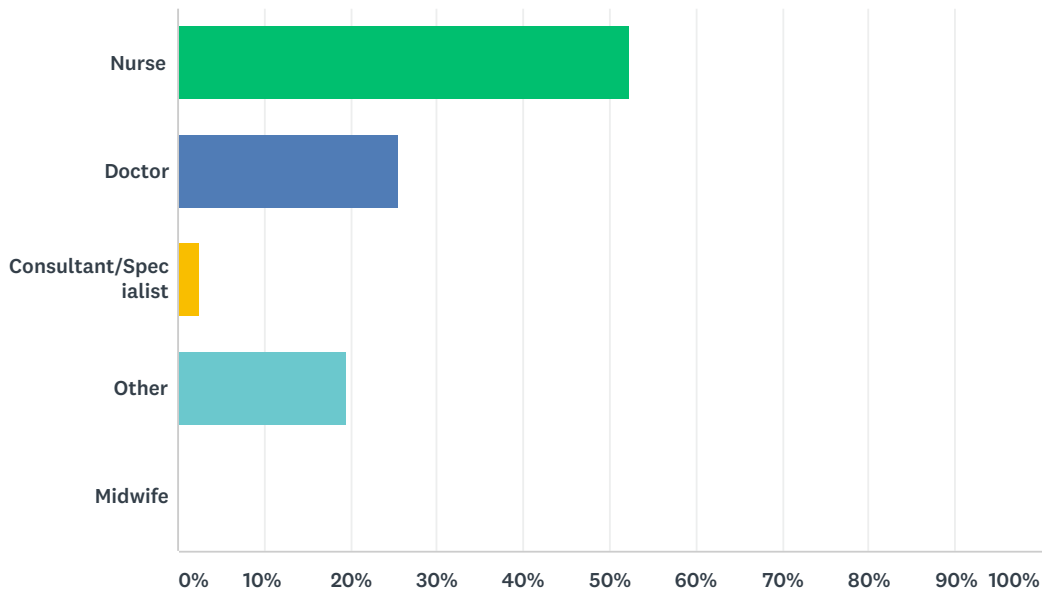


## Q2 Which category best describes your occupation?

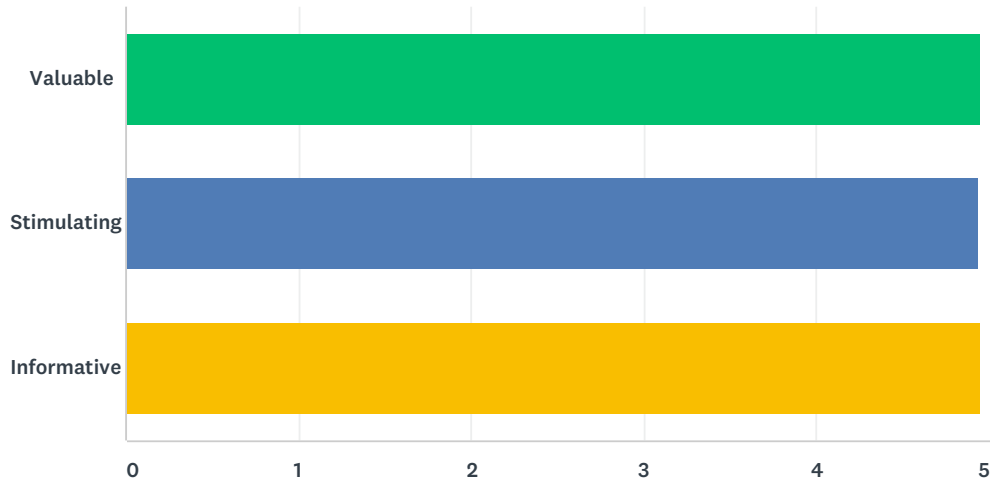
Answered: 1,196 Skipped: 12



ANSWER CHOICES	RESPONSES	
Nurse	52.34%	626
Doctor	25.59%	306
Consultant/Specialist	2.51%	30
Other	19.40%	232
Midwife	0.17%	2
<b>TOTAL</b>		<b>1,196</b>

### Q3 "Overall, CORE Advanced was..."

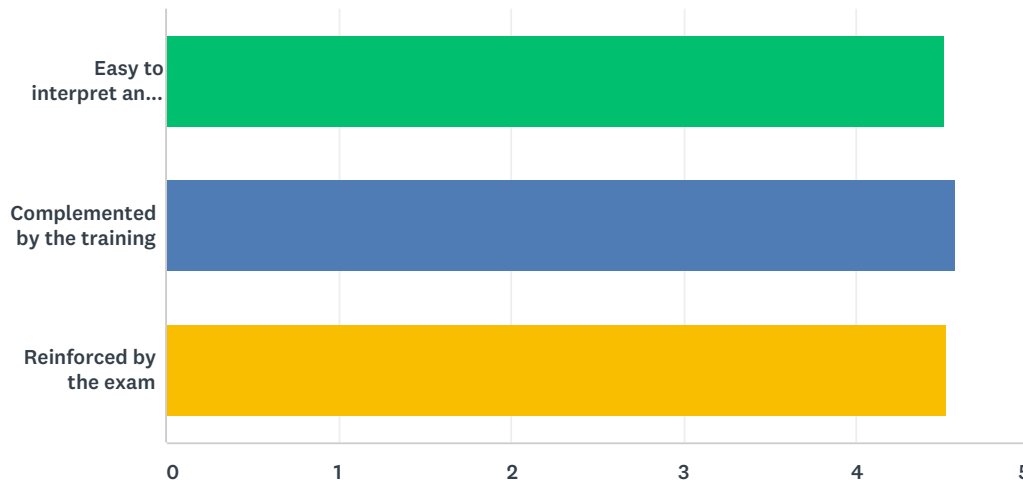
Answered: 1,197 Skipped: 11



	STRONGLY DISAGREE	DISAGREE	NEUTRAL	AGREE	STRONGLY AGREE	TOTAL	WEIGHTED AVERAGE
Valuable	1.17% 14	0.00% 0	0.59% 7	15.89% 190	82.36% 985	1,196	4.95
Stimulating	1.09% 13	0.08% 1	0.93% 11	21.36% 254	76.53% 910	1,189	4.94
Informative	1.09% 13	0.00% 0	0.59% 7	18.15% 216	80.17% 954	1,190	4.95

### Q4 "I found that the pre-reading was..."

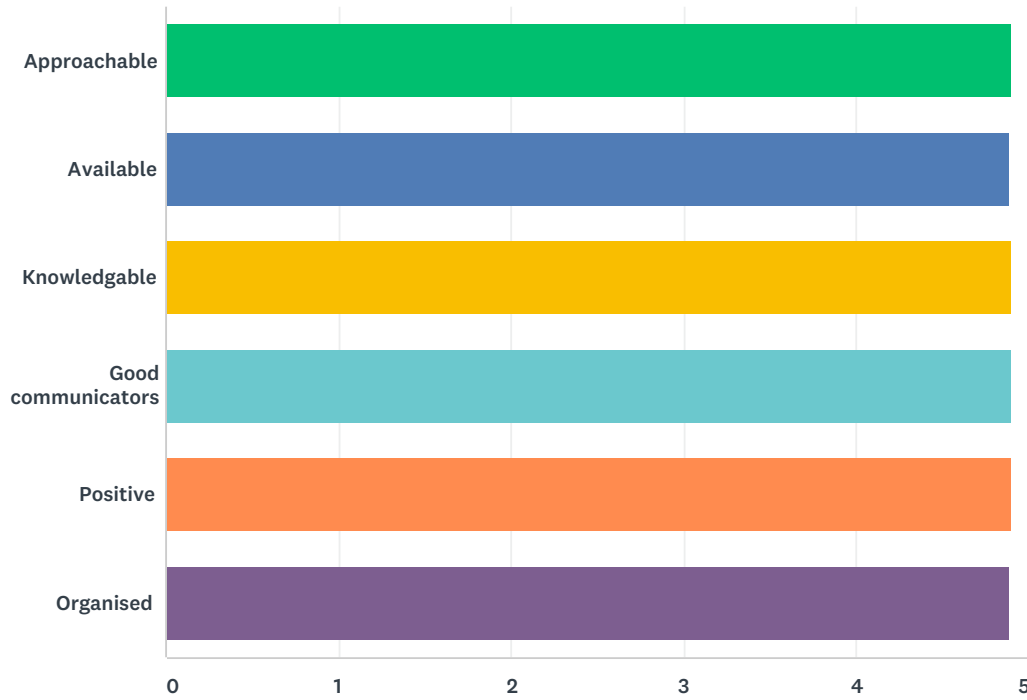
Answered: 1,190 Skipped: 18



	STRONGLY DISAGREE	DISAGREE	NEUTRAL	AGREE	STRONGLY AGREE	TOTAL	WEIGHTED AVERAGE
Easy to interpret and apply	0.50% 6	0.25% 3	4.46% 53	37.68% 448	57.11% 679	1,189	4.51
Complemented by the training	0.51% 6	0.08% 1	3.29% 39	33.78% 401	62.34% 740	1,187	4.57
Reinforced by the exam	0.60% 7	0.26% 3	5.31% 62	34.50% 403	59.33% 693	1,168	4.52

### Q5 "Overall, the instructors were..."

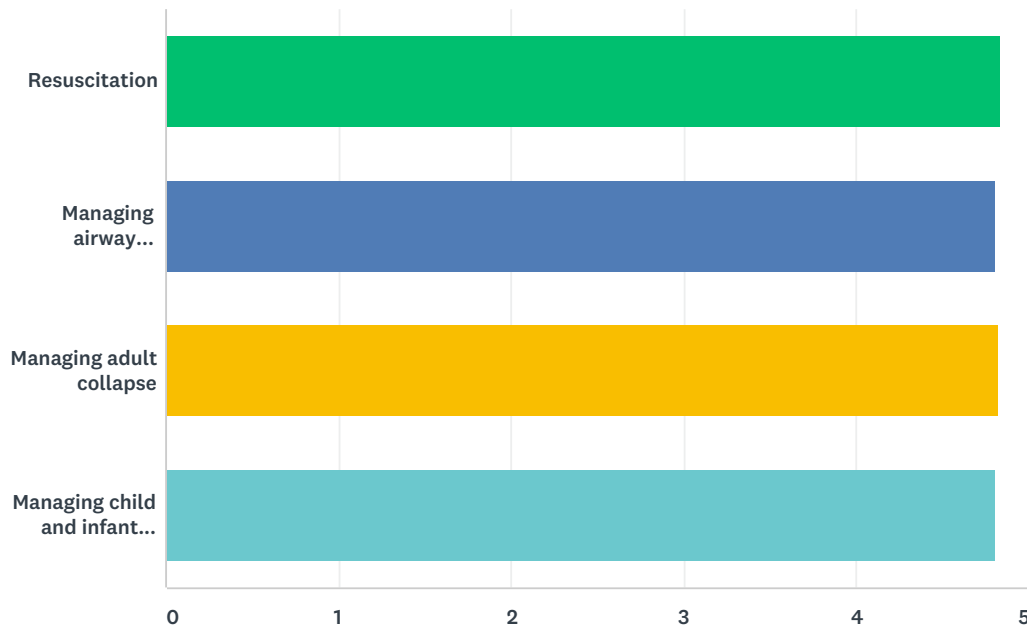
Answered: 1,197 Skipped: 11



	STRONGLY DISAGREE	DISAGREE	NEUTRAL	AGREE	STRONGLY AGREE	TOTAL	WEIGHTED AVERAGE
Approachable	0.50% 6	0.00% 0	0.00% 0	8.10% 97	91.40% 1,094	1,197	4.90
Available	0.50% 6	0.00% 0	0.08% 1	8.70% 104	90.72% 1,085	1,196	4.89
Knowledgable	0.50% 6	0.08% 1	0.17% 2	7.20% 86	92.05% 1,100	1,195	4.90
Good communicators	0.50% 6	0.00% 0	0.08% 1	7.44% 89	91.97% 1,100	1,196	4.90
Positive	0.50% 6	0.00% 0	0.17% 2	7.20% 86	92.13% 1,101	1,195	4.90
Organised	0.50% 6	0.00% 0	0.42% 5	9.11% 109	89.97% 1,076	1,196	4.88

### Q6 "On the face-to-face training, I had a chance to practice and demonstrate the skill of..."

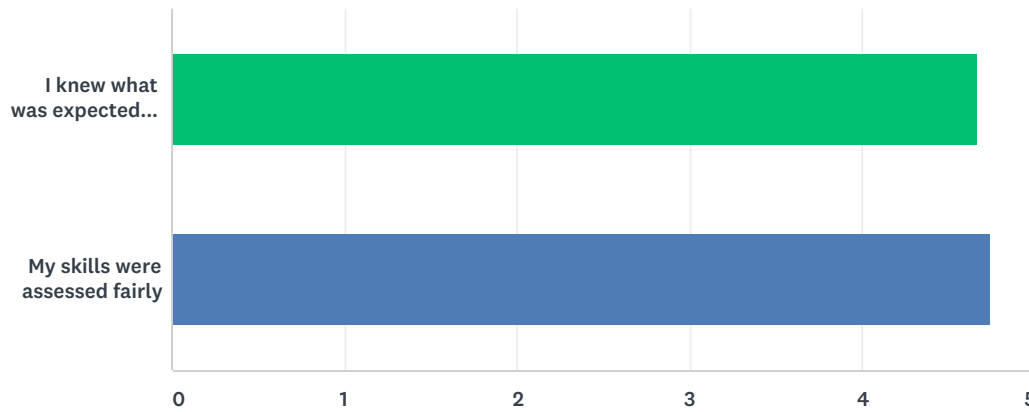
Answered: 1,155 Skipped: 53



	STRONGLY DISAGREE	DISAGREE	NEUTRAL	AGREE	STRONGLY AGREE	TOTAL	WEIGHTED AVERAGE
Resuscitation	0.43% 5	0.00% 0	0.00% 0	15.15% 175	84.42% 975	1,155	4.83
Managing airway obstruction/apnoea	0.43% 5	0.00% 0	0.43% 5	17.16% 198	81.98% 946	1,154	4.80
Managing adult collapse	0.43% 5	0.00% 0	0.17% 2	16.13% 186	83.26% 960	1,153	4.82
Managing child and infant collapse	0.43% 5	0.09% 1	0.26% 3	17.46% 201	81.75% 941	1,151	4.80

### Q7 "With the assessments, I felt that..."

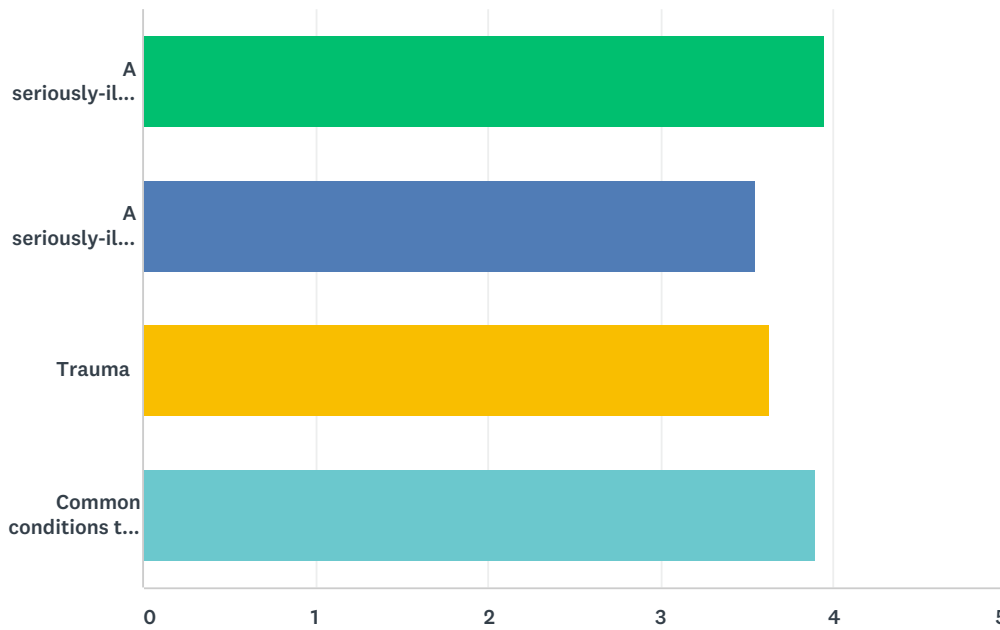
Answered: 1,150 Skipped: 58



	STRONGLY DISAGREE	DISAGREE	NEUTRAL	AGREE	STRONGLY AGREE	TOTAL	WEIGHTED AVERAGE
I knew what was expected of me	0.35% 4	0.17% 2	2.01% 23	27.20% 312	70.27% 806	1,147	4.67
My skills were assessed fairly	0.44% 5	0.09% 1	0.87% 10	22.71% 260	75.90% 869	1,145	4.74

### Q8 "Before doing the course, I was confident that I could provide early management for..."

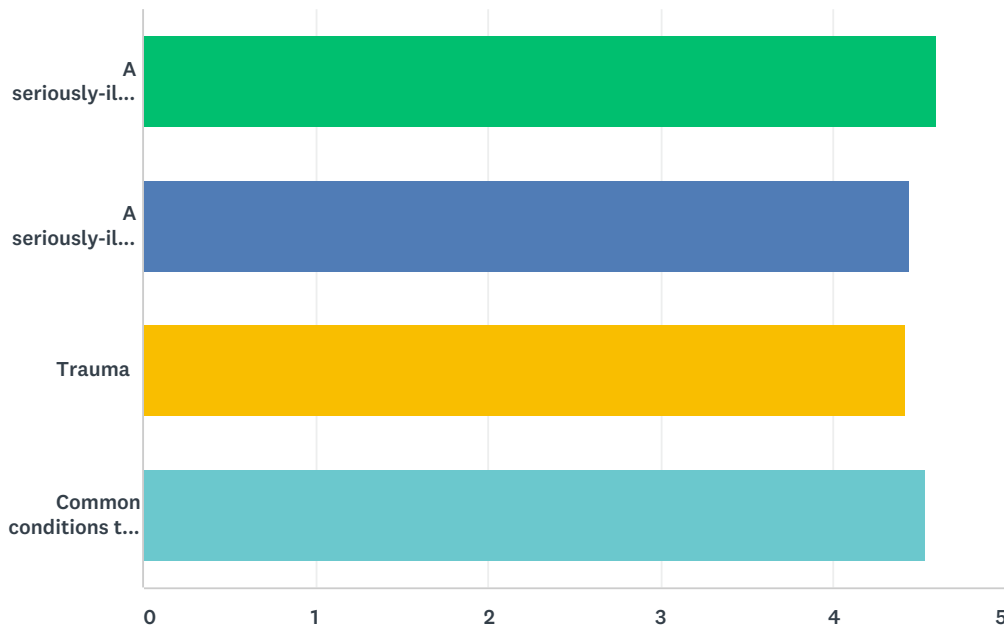
Answered: 1,156 Skipped: 52



	STRONGLY DISAGREE	DISAGREE	NEUTRAL	AGREE	STRONGLY AGREE	TOTAL	WEIGHTED AVERAGE
A seriously-ill adult	0.69% 8	4.42% 51	18.87% 218	52.29% 604	23.72% 274	1,155	3.94
A seriously-ill child	2.43% 28	12.66% 146	30.27% 349	36.51% 421	18.13% 209	1,153	3.55
Trauma	1.04% 12	10.32% 119	32.00% 369	37.90% 437	18.73% 216	1,153	3.63
Common conditions that could lead to cardiac arrest	0.87% 10	4.70% 54	22.13% 254	49.48% 568	22.82% 262	1,148	3.89

### Q9 "Having done CORE Advanced, I am now more confident that I can provide early management for..."

Answered: 1,156 Skipped: 52



	STRONGLY DISAGREE	DISAGREE	NEUTRAL	AGREE	STRONGLY AGREE	TOTAL	WEIGHTED AVERAGE
A seriously-ill adult	0.17% 2	0.09% 1	1.12% 13	37.89% 438	60.73% 702	1,156	4.59
A seriously-ill child	0.17% 2	0.35% 4	3.55% 41	47.23% 545	48.70% 562	1,154	4.44
Trauma	0.17% 2	0.26% 3	5.46% 63	46.19% 533	47.92% 553	1,154	4.41
Common conditions that could lead to cardiac arrest	0.17% 2	0.17% 2	2.17% 25	41.16% 475	56.33% 650	1,154	4.53